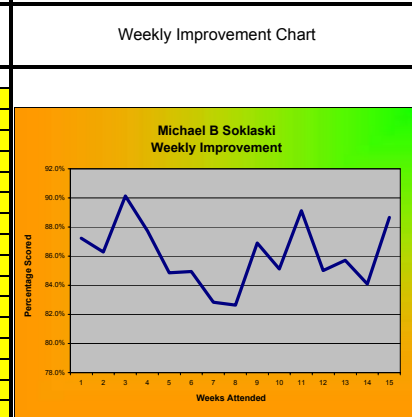
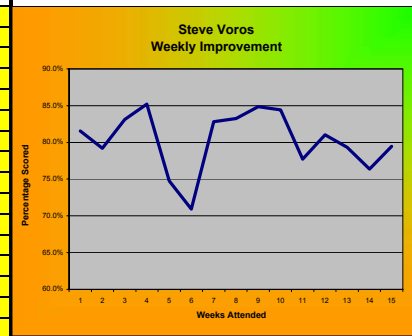


2011 Central Jersey Bullseye Juniors Results as of June 22, 2011

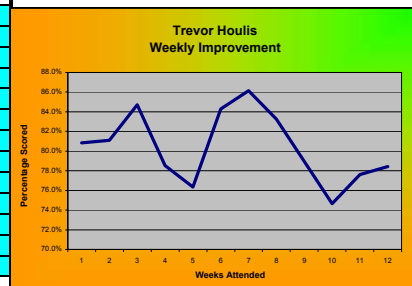
Name	Date	Event	Course	Location	Firearm Caliber	Firearm Site	Target Used	Hands Used	Total Pts Possible	Score	Statistics		Running Average	# Events	
											X Count	%			
Michael B Soklaski															
	2/17/11	Practice	900	50ft Indoors	22	Dot	Per String	1	900	785	13	87.2%	SS	87.2%	1
	2/24/11	Practice	900	50ft Indoors	22	Dot	Per String	1	900	768	17	85.3%	SS	86.3%	2
	3/10/11	Practice	600	50ft Indoors	22	Iron	25yd	1	600	564	20	94.0%	EX	90.1%	3
	3/17/11	Practice	600	25yd Outdoors	22	Iron	Per String	1	600	512	8	85.3%	SS	87.7%	4
	3/19/11	Match	2700	25yd Indoors	22/45	Dot	Per String	1	2700	2214	21	82.0%	MK	84.9%	5
	3/26/11	Match	2700	25yd Indoors	22/45	Dot	Per String	1	2700	2296	26	85.0%	SS	85.0%	6
	4/9/11	Match	2700	25yd Indoors	22/45	Dot	Per String	1	2700	2179	23	80.7%	MK	82.8%	7
	4/16/11	Match	2700	25/50yd Outdoors	22/45	Dot	Per String	1	2700	2226	26	82.4%	MK	82.6%	8
	5/5/11	Practice	600	25/50yd Outdoors	22	Dot	Per String	1	600	547	12	91.2%	EX	86.9%	9
	5/14/11	Match	2700	25/50yd Outdoors	22/45	Dot	Per String	1	2700	2250	29	83.3%	MK	85.1%	10
	5/18/11	Practice	600	25/50yd Outdoors	22	Dot	Per String	1	600	548	10	91.3%	EX	89.1%	11
	5/28/11	Match	2700	25/50yd Outdoors	22/45	Dot	Per String	1	2700	2209	33	81.8%	MK	85.0%	12
	6/2/11	Practice	500	25/50yd Outdoors	22	Iron	Per String	1	500	432	0	86.4%	SS	85.7%	13
	6/11/11	Match	2700	25/50yd Outdoors	22/45	Dot	Per String	1	2700	2226	32	82.4%	MK	84.1%	14
	6/16/11	Practice	900	25/50yd Outdoors	22	Dot	Per String	1	900	839	22	93.2%	EX	88.6%	15
									900 Potential	900	853	0	94.8%	EX	



Steve Voros															
	2/3/11	Practice	900	50ft Indoors	22	Dot	Per String	1	0	900	734	10	MK	81.6%	1
	2/17/11	Practice	900	50ft Indoors	22	Dot	Per String	1	0	900	692	4	MK	79.2%	2
	2/24/11	Practice	900	50ft Indoors	22	Dot	Per String	1	0	900	783	11	SS	83.1%	3
	3/10/11	Practice	600	50ft Indoors	22	Dot	25yd	1	0	600	524	12	SS	85.2%	4
	3/17/11	Practice	600	25yd Outdoors	22/45	Dot	Per String	1	0	600	386	1	MK	74.8%	5
	3/19/11	Match	1800	25yd Indoors	22	Dot	Per String	1	0	1800	1207	5	MK	70.9%	6
	3/24/11	CJ RF	800	50ft Indoors	22	Dot	25yd	1	0	800	758	15	EX	82.8%	7
	4/7/11	Practice	600	25/50yd Outdoors	22	Dot	Per String	1	0	600	502	2	MK	83.3%	8
	4/14/11	Practice	600	25yd Outdoors	22	Dot	25yd	1	0	600	519	6	SS	84.9%	9
	4/16/11	Match	900	25/50yd Outdoors	22	Dot	Per String	1	0	900	756	10	MK	84.4%	10
	5/5/11	Practice	600	25/50yd Outdoors	45	Dot	Per String	1	0	600	426	3	MK	77.7%	11
	5/26/11	Practice	600	25/50yd Outdoors	22	Dot	Per String	1	600	506	7	84.3%	MK	81.0%	12
	6/2/11	Practice	500	25/50yd Outdoors	45	Dot	Per String	1	500	388	1	77.6%	MK	79.3%	13
	6/11/11	Match	2700	25/50yd Outdoors	22/45	Dot	Per String	1	2700	1982	14	73.4%	MK	76.4%	14
	6/16/11	Practice	900	25/50yd Outdoors	22/45	Dot	Per String	1	900	743	11	82.6%	MK	79.5%	15
									900 Potential	900	828	0	92.0%	EX	

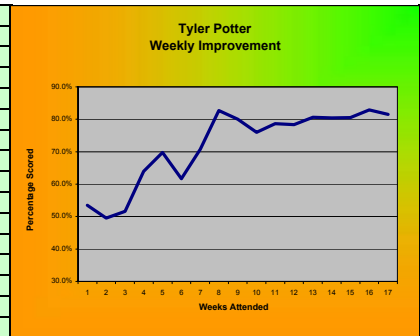


Trevor Houlis															
	2/10/11	Practice	600	50ft Indoors	22	Dot	25yd	1	600	485	4	80.8%	MK	80.8%	1
	2/17/11	Practice	900	50ft Indoors	22	Dot	Per String	1	900	732	12	81.3%	MK	81.1%	2
	3/10/11	Practice	600	50ft Indoors	22	Dot	25yd	1	600	530	3	88.3%	SS	84.7%	3
	3/17/11	Practice	600	25yd Outdoors	22/45	Dot	Per String	1	600	434	3	72.3%	MK	78.5%	4
	3/19/11	Match	1800	25yd Indoors	22/45	Dot	Per String	1	1800	1335	10	74.2%	MK	76.3%	5
	3/24/11	CJ RF	800	50ft Indoors	22	Dot	25yd	1	800	738	19	92.3%	EX	84.3%	6
	4/7/11	Practice	600	25/50yd Outdoors	22	Dot	Per String	1	600	528	3	88.0%	SS	86.1%	7
	4/16/11	Match	1800	25/50yd Outdoors	22/45	Dot	Per String	1	1800	1446	18	80.3%	MK	83.2%	8
	5/5/11	Practice	300	25/50yd Outdoors	45	Dot	Per String	1	300	224	2	74.7%	MK	79.0%	9
	5/26/11	Practice	600	25/50yd Outdoors	45	Dot	Per String	1	600	422	6	70.3%	MK	74.6%	10
	5/29/11	Match	1800	25/50yd Outdoors	22/45	Dot	Per String	1	1800	1451	14	80.6%	MK	77.6%	11
	6/16/11	Practice	900	25yd Outdoors	22	Dot	Per String	1	900	713	6	79.2%	MK	78.4%	12
									900 Potential	900	813	0	90.3%	EX	



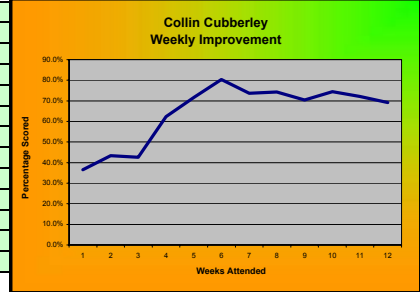
Tyler Potter

2/3/11	Practice	900	50ft Indoors	22	Dot	Per String	1	900	481	3	53.4%	MK	53.4%	1	
2/10/11	Practice	600	50ft Indoors	22	Dot	25yd	1	600	274	1	45.7%	MK	49.6%	2	
2/17/11	Practice	900	50ft Indoors	22	Dot	Per String	1	900	483	4	53.7%	MK	51.6%	3	
2/24/11	Practice	900	50ft Indoors	22	Dot	Per String	1	900	687	2	76.3%	MK	64.0%	4	
3/10/11	Practice	600	50ft Indoors	22	Dot	25yd	1	600	453	1	75.5%	MK	69.7%	5	
3/17/11	Practice	600	25yd Outdoors	22/45	Dot	Per String	1	600	322	0	53.7%	MK	61.7%	6	
3/19/11	Match	900	25yd Indoors	22	Dot	Per String	1	900	719	10	79.9%	MK	70.8%	7	
3/24/11	CJ RF	800	50ft Indoors	22	Dot	25yd	1	800	757	19	94.6%	EX	82.7%	8	
3/31/11	Practice	700	50ft Indoors	22	Dot	B-33	1	700	542	0	77.4%	MK	80.1%	9	
4/7/11	Practice	600	25/50yd Outdoors	22	Dot	Per String	1	600	431	2	71.8%	MK	76.0%	10	
4/14/11	Practice	600	25yd Outdoors	22	Dot	25yd	1	600	488	5	81.3%	MK	78.6%	11	
4/16/11	Match	900	25/50yd Outdoors	22	Dot	Per String	1	900	702	8	78.0%	MK	78.3%	12	
5/5/11	Practice	600	25/50yd Outdoors	22	Dot	25yd	1	600	497	2	82.8%	MK	80.6%	13	
5/19/11	Practice	600	25/50yd Outdoors	22	Dot	Per String	1	600	482	8	80.3%	MK	80.5%	14	
5/29/11	Match	900	25/50yd Outdoors	22	Dot	Per String	1	900	725	6	80.6%	MK	80.5%	15	
6/2/11	Practice	500	25/50yd Outdoors	22	Dot	Per String	1	500	426	4	85.2%	SS	82.9%	16	
6/16/11	Practice	900	25/50yd Outdoors	22	Dot	Per String	1	900	722	6	80.2%	MK	81.5%	17	
								900 Potential	900	785	0	87.2%	SS		



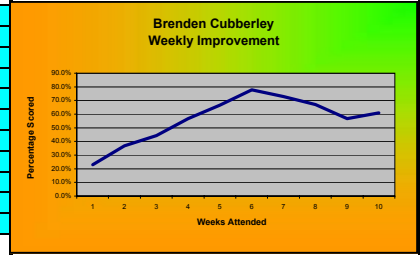
Collin Cubberley

2/3/11	Practice	900	50ft Indoors	22	Dot	Per String	1	900	329	0	36.6%	MK	36.6%	1	
2/10/11	Practice	600	50ft Indoors	22	Dot	25yd	1	600	302	1	50.3%	MK	43.4%	2	
2/17/11	Practice	900	50ft Indoors	22	Dot	Per String	1	900	375	0	41.7%	MK	42.6%	3	
2/24/11	Practice	900	50ft Indoors	22	Dot	Per String	1	900	738	3	82.0%	MK	62.3%	4	
3/10/11	Practice	600	50ft Indoors	22	Dot	25yd	1	600	486	3	81.0%	MK	71.6%	5	
3/24/11	CJ RF	800	50ft Indoors	22	Dot	25yd	1	800	712	13	89.0%	SS	80.3%	6	
3/31/11	Practice	700	50ft Indoors	22	Dot	B-33	1	700	470	0	67.1%	MK	73.7%	7	
4/14/11	Practice	600	25yd Outdoors	22	Dot	25yd	1	600	449	2	74.8%	MK	74.3%	8	
5/5/11	Practice	600	25/50yd Outdoors	22	Dot	Per String	1	600	399	2	66.5%	MK	70.4%	9	
5/26/11	Practice	600	25/50yd Outdoors	22	Dot	Per String	1	600	472	1	78.7%	MK	74.5%	10	
5/28/11	Match	900	25/50yd Outdoors	22	Dot	Per String	1	900	628	5	69.8%	MK	72.2%	11	
6/16/11	Practice	900	25/50yd Outdoors	22	Dot	Per String	1	900	596	3	66.2%	MK	69.2%	12	
								900 Potential	900	775	0	86.1%	SS		



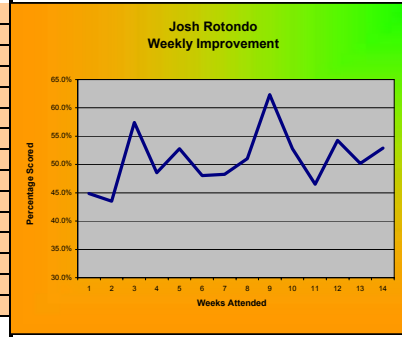
Brenden Cubberley

2/3/11	Practice	900	50ft Indoors	22	Dot	Per String	1	900	206	1	22.9%	MK	22.9%	1	
2/10/11	Practice	600	50ft Indoors	22	Dot	25yd	1	600	303	2	50.5%	MK	36.7%	2	
2/17/11	Practice	900	50ft Indoors	22	Dot	Per String	1	900	465	2	51.7%	MK	44.2%	3	
2/24/11	Practice	900	50ft Indoors	22	Dot	Per String	1	900	625	8	69.4%	MK	56.8%	4	
3/10/11	Practice	600	50ft Indoors	22	Dot	25yd	1	600	459	3	76.5%	MK	66.7%	5	
3/24/11	CJ RF	800	50ft Indoors	22	Dot	25yd	1	800	711	9	88.9%	SS	77.8%	6	
4/14/11	Practice	600	25yd Outdoors	22	Dot	25yd	1	600	408	3	68.0%	MK	72.9%	7	
5/5/11	Practice	600	25/50yd Outdoors	22	Dot	Per String	1	600	368	4	61.3%	MK	67.1%	8	
5/26/11	Practice	600	25/50yd Outdoors	22	Dot	Per String	1	600	279	3	46.5%	MK	56.8%	9	
6/16/11	Practice	900	25yd Outdoors	22	Dot	Per String	1	900	586	1	65.1%	MK	61.0%	10	
								900 Potential	900	722	6	80.2%	MK		



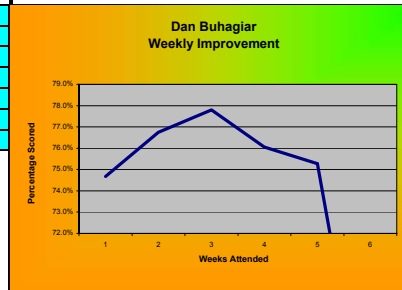
Josh Rotondo

2/3/11	Practice	900	50ft Indoors	22	Dot	Per String	1	900	404	2	44.9%	MK	44.9%	1
2/17/11	Practice	900	50ft Indoors	22	Dot	Per String	1	900	379	1	42.1%	MK	43.5%	2
2/24/11	Practice	900	50ft Indoors	22	Dot	Per String	1	900	642	5	71.3%	MK	57.4%	3
3/17/11	Practice	600	25yd Outdoors	22	Iron	Per String	1	600	238	1	39.7%	MK	48.5%	4
3/19/11	Match	900	25yd Indoors	22	Dot	25yd	1	900	513	1	57.0%	MK	52.8%	5
3/31/11	Practice	700	50ft Indoors	22	Dot	B-33	1	700	303	0	43.3%	MK	48.0%	6
4/14/11	Practice	600	25yd Outdoors	22	Iron	25yd	1	600	291	0	48.5%	MK	48.3%	7
4/16/11	Match	900	25/50yd Outdoors	22	Dot	Per String	1	900	484	1	53.8%	MK	51.0%	8
5/5/11	Practice	600	25/50yd Outdoors	22	Dot	25yd	1	600	442	1	73.7%	MK	62.3%	9
5/26/11	Practice	500	25/50yd Outdoors	22	Dot	Per String	1	500	216	4	43.2%	MK	52.8%	10
5/29/11	Match	900	25/50yd Outdoors	22	Dot	Per String	1	900	362	2	40.2%	MK	46.5%	11
6/2/11	Practice	500	25/50yd Outdoors	22	Dot	Per String	1	500	310	1	62.0%	MK	54.2%	12
6/11/11	Match	900	25/50yd Outdoors	22	Dot	Per String	1	900	415	0	46.1%	MK	50.2%	13
6/16/11	Practice	900	25/50yd Outdoors	22	Dot	Per String	1	900	501	1	55.7%	MK	52.9%	14
							900 Potential	900	681	0	75.7%	MK		



Dan Buhagiar

4/7/11	Practice	600	25/50yd Outdoors	22	Dot	Per String	2	600	448	3	74.7%	MK	74.7%	1
4/14/11	Practice	600	25yd Outdoors	22	Dot	Per String	2	600	473	9	78.8%	MK	76.8%	2
5/5/11	Practice	600	25/50yd Outdoors	22	Dot	Per String	2	600	473	6	78.8%	MK	77.8%	3
5/19/11	Practice	600	25/50yd Outdoors	22	Dot	Per String	1	600	446	3	74.3%	MK	77.1%	4
5/26/11	Practice	600	25/50yd Outdoors	22	Dot	Per String	1	600	447	1	74.5%	MK	75.3%	5
6/16/11	Practice	900	25/50yd Outdoors	22	Dot	Per String	1	900	430	2	47.8%	MK	61.5%	6
							900 Potential	900	643	0	71.4%	MK		



Kylie

5/26/11	Practice	600	25/50yd Outdoors	22	Dot	Per String	2	600	346	1	57.7%	MK	57.7%	1
							900 Potential	600	346	0	57.7%	MK		

Justin Chmiel

6/2/11	Practice	500	25/50yd Outdoors	22	Dot	Per String	1	500	224	1	44.8%	MK	44.8%	1
6/16/11	Practice	900	25/50yd Outdoors	22	Iron	Per String	1	900	265	0	29.4%	MK	37.1%	2
							900 Potential	500	345	0	38.3%	MK		

Nicolai Greco

5/5/11	Practice	600	25/50yd Outdoors	22	Dot	Per String	1	600	461	7	76.8%	MK	76.8%	1
6/2/11	Practice	500	25/50yd Outdoors	22	Dot	Per String	1	500	423	6	84.6%	MK	80.7%	2
							900 Potential	900	718	0	79.8%	MK		

Dominic Greco

6/2/11	Practice	500	25/50yd Outdoors	22	Dot	Per String	2 Rest	500	391	4	78.2%	MK	78.2%	1
							900 Potential	500	391	0	78.2%	MK		